

UNITED STATES
SECURITIES AND EXCHANGE COMMISSION
WASHINGTON, D.C. 20549

FORM 8-K/A
Amendment No. 1

CURRENT REPORT

**Pursuant to Section 13 or 15(d) of the
Securities Exchange Act of 1934**

August 12, 2019 (August 2, 2019)

Date of Report (Date of earliest event reported)

DENTSPLY SIRONA Inc.

(Exact name of registrant as specified in its charter)

Delaware
(State or other jurisdiction of incorporation)

0-16211
(Commission File Number)

39-1434669
(IRS Employer Identification No.)

13320 Ballantyne Corporate Place, Charlotte, North Carolina
(Address of principal executive offices)

28277
(Zip Code)

(844) 546-3722
(Registrant's telephone number, including area code)

Check the appropriate box below if the Form 8-K filing is intended to simultaneously satisfy the filing obligation of the registrant under any of the following provisions:

- Written communications pursuant to Rule 425 under the Securities Act (17 CFR 230.425)
- Soliciting material pursuant to Rule 14a-12 under the Exchange Act (17 CFR 240.14a-12)
- Pre-commencement communications pursuant to Rule 14d-2(b) under the Exchange Act (17 CFR 240.14d-2(b))
- Pre-commencement communications pursuant to Rule 13e-4(c) under the Exchange Act (17 CFR 240.13e-4(c))

Securities registered pursuant to Section 12(b) of the Act:

<u>Title of each class</u>	<u>Trading Symbol</u>	<u>Name of each exchange on which registered</u>
Common Stock, par value \$.01 per share	XRAY	The Nasdaq Stock Market LLC

Indicate by check mark whether the registrant is an emerging growth company as defined in Rule 405 of the Securities Act of 1933 (§230.405 of this chapter) or Rule 12b-2 of the Securities Exchange Act of 1934 (§240.12b-2 of this chapter).

Emerging growth company

If an emerging growth company, indicate by check mark if the registrant has elected not to use the extended transition period for complying with any new or revised financial accounting standards provided pursuant to Section 13(a) of the Exchange Act.

EXPLANATORY NOTE FOR AMENDMENT NO. 1

This Amendment No. 1 on Form 8-K/A ("Amendment No. 1") is being filed solely to correct a technical error in the filing of the Form 8-K by DENTSPLY SIRONA Inc. (the "Company") on August 2, 2019 (the "Original Form 8-K"), pursuant to which the Company furnished its earnings release for the quarterly period ended June 30, 2019 under Items 2.02 and 9.01. Due to a technical error, the earnings release appears in the Securities and Exchange Commission's Edgar system without the body of the 8-K itself. Accordingly, this Amendment No. 1 is being filed solely to furnish the earnings release under Items 2.02 and 9.01 of Form 8-K as originally intended and to correct the omission of the body of the 8-K. No changes have been made to the earnings release, and this Amendment No. 1 has not been updated to reflect events occurring subsequent to the filing of the Original Form 8-K.

Item 2.02. - Results of Operations and Financial Condition

The following information is furnished pursuant to Item 2.02, "Results of Operations and Financial Condition."

On August 2, 2019, DENTSPLY SIRONA Inc. (the "Company") issued a press release disclosing its second quarter sales and earnings. This earnings release references net sales, excluding precious metal content, and net income, adjusted for certain charges, both of which are considered measures not calculated in accordance with generally accepted accounting principles in the United States of America (non-US GAAP measures). Due to the fluctuations of precious metal prices and because the precious metal content of the Company's sales is largely a pass-through to customers and has minimal effect on earnings, the Company reports sales both with and without precious metal content to show the Company's performance independent of precious metal price volatility and to enhance comparability of performance between periods. Earnings from operations, adjusted for certain charges, are presented to enhance the comparability between periods. A copy of the Company's press release is attached hereto as Exhibit 99.1 and is hereby incorporated by reference.

Item 9.01. - Financial Statements and Exhibits

(d) Exhibits:

[99.1](#) Press Release, dated August 2, 2019. *

*Incorporated by reference to the Company's Form 8-K filed on August 2, 2019.

SIGNATURE

Pursuant to the requirements of the Securities Exchange Act of 1934, as amended, the Company has duly caused this report to be signed on its behalf by the undersigned hereunto duly authorized.

DENTSPLY SIRONA Inc.

By: /s/ Nicholas W. Alexos
Executive Vice President and
Chief Financial Officer

Date: August 12, 2019

Dentsply Sirona Reports Strong Second Quarter 2019 Results

- **Reported Q2 revenues of \$1,009.4 million, declined 3.1% versus prior year and increased 3.0% on an internal sales growth basis.**
- **Q2 2019 US GAAP EPS of \$0.16 vs. \$(4.98) in Q2 2018. Q2 2019 Non-US GAAP EPS of \$0.66 compared with Non-US GAAP EPS of \$0.60 in Q2 2018. ⁽¹⁾**
- **Q2 2019 cash flow from operations of \$145.1 million, less capital expenditures of \$29.6 million resulted in Q2 2019 free cash flow of \$115.5 million.**
- **During the second quarter, the Company repurchased 1.1 million shares.**
- **Announced 14% quarterly dividend increase to \$0.10. Quarterly dividend payable on October 11th, 2019 to holders of record at the close of business on September 27th, 2019.**
- **The Company increased the 2019 guidance range for Adjusted Earnings Per Share to \$2.35 to \$2.45, up from the previous range of \$2.30 to \$2.40.**

CHARLOTTE, NC., August 2, 2019 - DENTSPLY SIRONA Inc. ("Dentsply Sirona") (Nasdaq: XRAY), the Dental Solutions Company, today announced its financial results for the three months ended June 30, 2019.

Second Quarter 2019 Financial Results

Reported net sales of \$1,009.4 million declined 3.1% in the second quarter of 2019 and were up 3.0% on an internal sales growth basis. In the United States, revenues decreased by 2.6% and decreased by 1.5% on an internal basis. Rest of World region revenues declined 6.9% on a reported basis but increased 2.4% on an internal sales growth basis. European regions revenues declined 1.1% with foreign exchange accounting for 6.9% of the European revenue decline. On an internal sales growth basis, European revenues increased by 7.1%.

Net income attributable to Dentsply Sirona for the second quarter of 2019 was \$36.4 million, or \$0.16 per diluted share, compared to a loss of \$1,122.0 million, or \$4.98 per basic share in the second quarter of 2018. On an adjusted basis, excluding certain items, non-US GAAP net earnings per diluted share were \$0.66 compared to \$0.60 in the second quarter of 2018. A reconciliation of the non-US GAAP measures to earnings per share calculated on a US GAAP basis is provided in the attached tables.

Don Casey, Chief Executive Officer, commented; "It was a solid quarter as we continue to deliver on the core elements of our restructuring plan of growth, margin improvement and organization simplification. Second quarter internal growth of three percent is in line with the target we outlined last November. Our new product lineup is set to drive continued growth in the back half of the year. We are operating in our new simplified structure that is improving efficiency and enabling us to achieve approximately a one thousand reduction in headcount over the past eight months. In the second quarter, gross margin improved 130 basis points compared to prior year, and our adjusted operating income margin expanded to over 20%. Our results demonstrate that solid sales growth and disciplined expense management drive significant operating leverage. As a result of the robust financial performance in the quarter, today we are increasing our Adjusted EPS guidance for 2019."

Mr. Casey continued; "There is still a tremendous amount of work to be done as we focus on continuing to deliver growth and margin improvement. We would like to thank all our employees for their effort in helping to drive this favorable result. We are fully confident that this team will continue to execute on our program, and that we can deliver significant value for our shareholders as we move forward."


2019 Guidance ^[2]

The Company increased 2019 guidance range for Adjusted Earnings Per Share to \$2.35 to \$2.45, up from the previous range of \$2.30 to \$2.40. The 2019 guidance incorporates the following assumptions:

- Reported revenue guidance range of \$3.95 to \$4.05 billion.
- Internal sales growth in the range of 4% to 5%.
- Portfolio shaping initiatives and M&A reduce 2019 revenues by approximately \$60 million.
- At current exchange rates, currency is anticipated to be a 2.5% headwind to 2019 revenues, reducing 2019 reported revenues by approximately \$100 million.
- Adjusted operating income margin of 18% to 19%, up from previous adjusted operating margin guidance of 17% to 18%.
- Operating expenses below 2018 levels.
- Non-US GAAP effective tax rate of 24.75%, up from previous guidance of 24.0%.
- 2019 guidance does not incorporate any additional 2019 share repurchase activity.

^[1] Non-US GAAP adjusted EPS, net sales excluding precious metal, constant currency growth and internal growth and results are non-US GAAP financial measures that exclude certain items. Please refer to the disclosure at the end of the release. For a reconciliation of constant currency growth to internal revenue growth please see supplemental tables at the end of the release.

^[2] Our guidance is presented on a non-US GAAP basis, as it does not include the impact of prospective acquisitions, acquisitions announced but not yet closed and other non-US GAAP items, including restructuring costs, many of which are difficult to predict. Therefore, we cannot provide a full reconciliation of these measures. The Company is unable at this time to address the probable significance of all of the unavailable information.



Conference Call/Webcast Information

Dentsply Sirona's management team will host an investor conference call and live webcast on August 2nd, at 8:30 am EST. A presentation will also be available on www.dentsplysirona.com in the Investors section.

Investors can access the webcast via a link on Dentsply Sirona's web site at www.dentsplysirona.com. For those planning to participate on the call, please dial +1-877-370-7637 for domestic calls, or +1-629-228-0723 for international calls. The Conference ID # is 8397306. A replay of the conference call will be available online on the Dentsply Sirona web site, and a dial-in replay will be available for one week following the call at +1-855-859-2056 (for domestic calls) or +1-404-537-3406 (for international calls), replay passcode # 8397306.

About Dentsply Sirona

Dentsply Sirona is the world's largest manufacturer of professional dental products and technologies, with a 132-year history of innovation and service to the dental industry and patients worldwide. Dentsply Sirona develops, manufactures, and markets a comprehensive solutions offering including dental and oral health products as well as other consumable medical devices under a strong portfolio of world class brands. As The Dental Solutions Company, Dentsply Sirona's products provide innovative, high-quality and effective solutions to advance patient care and deliver better, safer and faster dentistry. The Company's shares of common stock are listed in the United States on Nasdaq under the symbol XRAY. Visit www.dentsplysirona.com for more information about Dentsply Sirona and its products.

Contact Information:

Investors:

John Sweeney, CFA, IRC

Vice President, Investor Relations


+1-717-849-7863

John.Sweeney@dentsplysirona.com

Forward-Looking Statements and Associated Risks

Information the Company has included or incorporated by reference in this Form 8-K, and information which may be contained in other filings with the U. S. Securities and Exchange Commission (the "SEC") as well as press releases or other public statements, contains or may contain forward-looking statements. These forward-looking statements include, among other things, statements about the completion of the year-end financial statement audit and expected financial results referred to herein, and/or statements about the Company's plans, objectives, expectations (financial or otherwise) or intentions, including the Company's 2019 guidance.

The Company's forward-looking statements involve risks and uncertainties. Actual results may differ significantly from those projected or suggested in any forward-looking statements. The Company does not undertake any obligation to release publicly any revisions to such forward-looking statements to reflect events or circumstances occurring after the date hereof or to reflect the occurrence of unanticipated events. Any number of factors could cause the Company's actual results to differ materially from those contemplated by any forward-looking statements, including, but not limited to, the risks associated with the following:

- the preliminary nature of the financial results contained in this release
 - the Company's ability to successfully implement its cost reduction and restructuring plans
 - the Company's ability to remain profitable in a very competitive marketplace, which depends upon the Company's ability to differentiate its products and services from those of competitors
 - the Company's failure to anticipate and appropriately adapt to changes or trends within the rapidly changing dental industry
 - the effect of changes in the Company's management and personnel
 - changes in applicable laws, rules or regulations, or their interpretation or enforcement, or the enactment of new laws, rules or regulations, which apply to the Company's business practices (past, present or future) or require the Company to spend significant resources for compliance
 - a significant failure or disruption in service within the Company's operations or the operations of key distributors
 - results in pending and future litigation, investigations or other proceedings which could subject the Company to significant monetary damages or penalties and/or require us to change our business practices, or the costs incurred in connection with such proceedings
 - the Company's failure to attract and retain talented employees, or to manage succession and retention for its Chief Executive Officer or other key executives
 - the Company's failure to successfully integrate the business operations or achieve the anticipated benefits from any acquired businesses
 - the Company's failure to execute on, or other issues arising under, certain key client contracts
 - the impact of the Company's debt service obligations on the availability of funds for other business purposes, the terms of and required compliance with covenants relating to the Company's indebtedness and its access to the credit markets in general
-
- 

- general economic conditions
- other risks described from time to time in the Company's filings with the SEC

You should carefully consider these and other relevant factors, including those risk factors in Part I, Item 1A, "Risk Factors" in the Company's most recent Form 10-K and any other information included or incorporated by reference in this Report, and information which may be contained in the Company's other filings with the SEC, when reviewing any forward-looking statement. Investors should understand it is impossible to predict or identify all such factors or risks. As such, you should not consider either foregoing lists, or the risks identified in the Company's SEC filings, to be a complete discussion of all potential risks or uncertainties associated with an investment in the company.



Non-US GAAP Financial Measures

The principal measurements used by the Company in evaluating its business are: (1) constant currency sales growth by segment and geographic region; (2) internal sales growth by segment and geographic region; and (3) adjusted operating income and margins of each reportable segment, which excludes the impacts of purchase accounting, corporate expenses, and certain other items to enhance the comparability of results period to period. These principal measurements are not calculated in accordance with accounting principles generally accepted in the United States; therefore, these items represent non-US GAAP measures. These non-US GAAP measures may differ from other companies and should not be considered in isolation from, or as a substitute for, measures of financial performance prepared in accordance with US GAAP.

The Company defines “constant currency” sales growth as the increase or decrease in net sales from period to period excluding precious metal content and the impact of changes in foreign currency exchange rates. This impact is calculated by comparing current-period revenues to prior-period revenues, with both periods converted at the U.S. dollar to local currency foreign exchange rate for each month of the prior period, for the currencies in which the Company does business. The Company defines “internal” sales growth as constant currency sales growth excluding the impacts of net acquisitions and divestitures, Merger accounting impacts and discontinued products.

Management believes that the presentation of net sales, excluding precious metal content, provides useful information to investors because a portion of Dentsply Sirona’s net sales is comprised of sales of precious metals generated through sales of the Company’s precious metal dental alloy products, which are used by third parties to construct crown and bridge materials. Due to the fluctuations of precious metal prices and because the cost of the precious metal content of the Company’s sales is largely passed through to customers and has minimal effect on earnings, Dentsply Sirona reports net sales both with and without precious metal content to show the Company’s performance independent of precious metal price volatility and to enhance comparability of performance between periods. The Company uses its cost of precious metal purchased as a proxy for the precious metal content of sales, as the precious metal content of sales is not separately tracked and invoiced to customers. The Company believes that it is reasonable to use the cost of precious metal content purchased in this manner since precious metal dental alloy sale prices are typically adjusted when the prices of underlying precious metals change.

In addition to the results reported in accordance with US GAAP, the Company provides adjusted net income attributable to Dentsply Sirona and adjusted earnings per diluted common share (“adjusted EPS”). The Company discloses adjusted net income attributable to Dentsply Sirona to allow investors to evaluate the performance of the Company’s operations exclusive of certain items that impact the comparability of results from period to period and may not be indicative of past or future performance of the normal operations of the Company and certain large non-cash charges related to intangible assets either purchased or acquired through a business combination. The Company believes that this information is helpful in understanding underlying operating trends and cash flow generation.

Adjusted net income and adjusted EPS are important internal measures for the Company. Senior management receives a monthly analysis of operating results that includes adjusted net income and adjusted EPS and the performance of the Company is measured on this basis along with other performance metrics.

The adjusted net income attributable to Dentsply Sirona consists of net income attributable to Dentsply Sirona adjusted to exclude the following:

- (1) *Business combination related costs and fair value adjustments.* These adjustments include costs related to integrating and consummating mergers and recently acquired businesses, as well as costs, gains and losses related to the disposal of businesses or significant product lines.



In addition, this category includes the roll off to the consolidated statements of operations of fair value adjustments related to business combinations, except for amortization expense noted below. These items are irregular in timing and as such may not be indicative of past and future performance of the Company and are therefore excluded to allow investors to better understand underlying operating trends.

(2) *Restructuring program related costs and other costs.* These adjustments include costs related to the implementation of restructuring initiatives as well as certain other costs. These costs can include, but are not limited to, severance costs, facility closure costs, lease and contract terminations costs, related professional service costs, duplicate facility and labor costs associated with specific restructuring initiatives, as well as, legal settlements and impairments of assets. These items are irregular in timing, amount and impact to the Company's financial performance. As such, these items may not be indicative of past and future performance of the Company and are therefore excluded for the purpose of understanding underlying operating trends.


(3) *Amortization of purchased intangible assets.* This adjustment excludes the periodic amortization expense related to purchased intangible assets. Amortization expense has been excluded from adjusted net income attributed to Dentsply Sirona to allow investors to evaluate and understand operating trends excluding these large non-cash charges.

(4) *Credit risk and fair value adjustments.* These adjustments include both the cost and income impacts of adjustments in certain assets and liabilities including the Company's pension obligations, that are recorded through net income which are due solely to the changes in fair value and credit risk. These items can be variable and driven more by market conditions than the Company's operating performance. As such, these items may not be indicative of past and future performance of the Company and therefore are excluded for comparability purposes.

(5) *Gain on sale of marketable securities.* This adjustment represents the gain on the sale of marketable securities held by the Company. The gain has been excluded from adjusted net income attributed to Dentsply Sirona to allow investors to evaluate and understand operating trends excluding this gain.

(6) *Income tax related adjustments.* These adjustments include both income tax expenses and income tax benefits that are representative of income tax adjustments mostly related to prior periods, as well as the final settlement of income tax audits, and discrete tax items resulting from the implementation of restructuring initiatives and the vesting and exercise of employee share-based compensation. These adjustments are irregular in timing and amount and may significantly impact the Company's operating performance. As such, these items may not be indicative of past and future performance of the Company and therefore are excluded for comparability purposes.

Adjusted earnings per diluted common share is calculated by dividing adjusted net (loss) income attributable to Dentsply Sirona by diluted weighted-average common shares outstanding. Adjusted net income attributable to Dentsply Sirona and adjusted earnings per diluted common share are considered measures not calculated in accordance with US GAAP, and therefore are non-US GAAP measures. These non-US GAAP measures may differ from other companies. Income tax related adjustments may include the impact to adjust the interim effective income tax rate to the expected annual effective tax rate. The non-US GAAP financial information should not be considered in isolation from, or as a substitute for, measures of financial performance prepared in accordance with US GAAP.



DENTSPLY SIRONA INC. AND SUBSIDIARIES
CONSOLIDATED STATEMENTS OF OPERATIONS
(In millions, except per share amounts and percentages)
(unaudited)

	Three Months Ended June 30,		Six Months Ended June 30,	
	2019	2018	2019	2018
Net sales	\$ 1,009.4	\$ 1,042.1	\$ 1,955.6	\$ 1,998.2
Net sales, excluding precious metal content	1,000.5	1,032.7	1,935.5	1,978.5
Cost of products sold	468.6	489.3	915.1	931.3
Gross profit	540.8	552.8	1,040.5	1,066.9
Selling, general and administrative expenses	430.9	432.2	862.8	867.4
Goodwill impairment	—	1,085.8	—	1,085.8
Restructuring and other costs	42.4	188.9	62.9	199.1
Operating income (loss)	67.5	(1,154.1)	114.8	(1,085.4)
Net interest and other expense (income)	19.9	8.2	13.4	(17.9)
Income (loss) before income taxes	47.6	(1,162.3)	101.4	(1,067.5)
Provision (benefit) for income taxes	11.2	(41.3)	25.8	(27.6)
Net income (loss)	36.4	(1,121.0)	75.6	(1,039.9)
Less: Net income attributable to noncontrolling interest	—	1.0	—	0.9
Net income (loss) attributable to Dentsply Sirona	<u>\$ 36.4</u>	<u>\$ (1,122.0)</u>	<u>\$ 75.6</u>	<u>\$ (1,040.8)</u>
Net income (loss) per common share attributable to Dentsply Sirona:				
Basic	\$ 0.16	\$ (4.98)	\$ 0.34	\$ (4.60)
Diluted	\$ 0.16	\$ (4.98)	\$ 0.34	\$ (4.60)
Weighted average common shares outstanding:				
Basic	224.2	225.2	223.7	226.2
Diluted	225.7	225.2	225.3	226.2

DENTSPLY SIRONA INC. AND SUBSIDIARIES
CONDENSED CONSOLIDATED BALANCE SHEETS

(In millions)
(unaudited)

	June 30, 2019	December 31, 2018
Assets		
Current Assets:		
Cash and cash equivalents	\$ 250.1	\$ 309.6
Accounts and notes receivable-trade, net	700.1	701.9
Inventories, net	608.3	598.9
Prepaid expenses and other current assets, net	269.8	277.6
Total Current Assets	1,828.3	1,888.0
Property, plant and equipment, net	819.6	870.6
Operating lease right-of-use assets, net	155.8	—
Identifiable intangible assets, net	2,295.9	2,420.3
Goodwill, net	3,412.7	3,431.3
Other noncurrent assets, net	63.0	76.8
Total Assets	\$ 8,575.3	\$ 8,687.0
Liabilities and Equity		
Current Liabilities:		
Accounts payable	\$ 248.1	\$ 283.9
Accrued liabilities	524.4	578.9
Income taxes payable	52.0	58.1
Notes payable and current portion of long-term debt	56.3	92.4
Total Current Liabilities	880.8	1,013.3
Long-term debt	1,441.3	1,564.9
Operating lease liabilities	119.3	—
Deferred income taxes	519.8	552.8
Other noncurrent liabilities	431.2	423.0
Total Liabilities	3,392.4	3,554.0
Total Equity	5,182.9	5,133.0
Total Liabilities and Equity	\$ 8,575.3	\$ 8,687.0

DENTSPLY SIRONA INC. AND SUBSIDIARIES
CONSOLIDATED STATEMENTS OF CASH FLOWS

(In millions)
(unaudited)

	Six Months Ended June 30,	
	2019	2018
Cash flows from operating activities:		
Net income (loss)	\$ 75.6	\$ (1,039.9)
Adjustments to reconcile net income to net cash provided by operating activities:		
Depreciation	70.4	68.8
Amortization of intangible assets	95.5	100.1
Amortization of deferred financing costs	1.4	1.3
Fixed Asset Impairment	33.2	—
Deferred income taxes	(18.4)	(70.8)
Stock based compensation expense	34.4	9.8
Restructuring and other costs - non-cash	14.8	9.1
Goodwill impairment	—	1,085.8
Indefinite-lived intangible asset impairment	5.3	179.2
Other non-cash income	(16.7)	(2.9)
Loss on disposal of property, plant and equipment	0.6	0.6
Gain on divestiture of noncontrolling interest	(8.7)	—
Loss on sale of non-strategic businesses or product lines	14.5	—
Gain on sale of equity security	—	(44.1)
Changes in operating assets and liabilities, net of acquisitions:		
Accounts and notes receivable-trade, net	(1.5)	23.0
Inventories, net	(18.3)	(69.3)
Prepaid expenses and other current assets, net	7.9	(25.7)
Other noncurrent assets, net	6.9	(7.7)
Accounts payable	(32.2)	(6.5)
Accrued liabilities	(81.1)	(4.6)
Income taxes	(11.0)	(28.5)
Other noncurrent liabilities	1.8	(5.7)
Net cash provided by operating activities	174.4	172.0
Cash flows from investing activities:		
Capital expenditures	(63.5)	(81.2)
Purchase of short term investments	(0.3)	—
Cash paid for acquisitions of businesses and equity investments, net of cash acquired	—	(130.5)
Proceeds from sale of equity security	—	54.1
Cash received for sale of non-strategic businesses and product lines	11.6	—
Cash received on derivative contracts	27.0	1.9
Cash paid on derivative contracts	—	(2.4)
Expenditures for identifiable intangible assets	—	(5.3)
Proceeds from sale of property, plant and equipment, net	0.7	3.9
Net cash used in investing activities	(24.5)	(159.5)
Cash flows from financing activities:		
Repayments on short-term borrowings	(23.3)	187.3
Cash paid for treasury stock	(60.0)	(250.2)
Cash dividends paid	(39.1)	(39.7)
Cash paid for contingent consideration on prior acquisitions	(30.6)	—
Proceeds from long-term borrowings	1.7	0.3
Repayments on long-term borrowings	(134.6)	(0.4)
Proceeds from exercise of stock options	76.4	13.9
Net cash used in financing activities	(209.5)	(88.8)
Effect of exchange rate changes on cash and cash equivalents	0.1	(5.0)
Net decrease in cash and cash equivalents	(59.5)	(81.3)
Cash and cash equivalents at beginning of period	309.6	320.6
Cash and cash equivalents at end of period	\$ 250.1	\$ 239.3



DENTSPLY SIRONA INC. AND SUBSIDIARIES
(In millions, except percentages)
(unaudited)

A reconciliation of reported net sales to non-US GAAP net sales, excluding precious metal content, is as follows:

(in millions, except percentages)	Three Months Ended June 30,		<i>Variance %</i>
	2019	2018	
Net sales	\$ 1,009.4	\$ 1,042.1	(3.1%)
Less: precious metal content of sales	8.9	9.4	(5.3%)
Net sales, excluding precious metal content	1,000.5	1,032.7	(3.1%)
Acquisition related adjustments ^(a)	—	2.1	NM
Non-US GAAP, net sales, excluding precious metal content	\$ 1,000.5	\$ 1,034.8	(3.3%)
Foreign exchange impact			(4.4%)
Constant currency growth			1.1%
Acquisitions			(0.6%)
Discontinued products			(1.3%)
Internal sales growth			3.0%

NM - Not meaningful

(a) Represents an adjustment to reflect deferred revenue that was eliminated under business combination accounting standards.

(in millions, except percentages)	Three Months Ended June 30, 2019				Q2 2019 Growth				Three Months Ended June 30, 2018			
	US	Europe	ROW	Total	US	Europe	ROW	Total	US	Europe	ROW	Total
Net sales	\$ 329.5	\$ 422.0	\$ 257.9	\$ 1,009.4	(2.6%)	(1.1%)	(6.9%)	(3.1%)	\$ 338.4	\$ 426.7	\$ 277.0	\$ 1,042.1
Less: precious metal content of sales	1.5	6.6	0.8	8.9					1.3	7.3	0.8	9.4
Net sales, excluding precious metal content	328.0	415.4	257.1	1,000.5	(2.7%)	(1.0%)	(6.9%)	(3.1%)	337.1	419.4	276.2	1,032.7
Acquisition related adjustments ^(a)	—	—	—	—					2.1	—	—	2.1
Non-US GAAP, net sales, excluding precious metal content	\$ 328.0	\$ 415.4	\$ 257.1	\$ 1,000.5	(3.3%)	(1.0%)	(6.9%)	(3.3%)	\$ 339.2	\$ 419.4	\$ 276.2	\$ 1,034.8
Foreign exchange impact					(0.1%)	(6.9%)	(6.0%)	(4.4%)				
Constant currency growth					(3.2%)	5.9%	(0.9%)	1.1%				
Acquisitions					(1.3%)	(0.2%)	(0.3%)	(0.6%)				
Discontinued products					(0.4%)	(1.0%)	(3.0%)	(1.3%)				
Internal sales growth					(1.5%)	7.1%	2.4%	3.0%				

(a) Represents an adjustment to reflect deferred revenue that was eliminated under business combination accounting standards.

(in millions, except percentages)	Three Months Ended June 30, 2019			Q2 2019 Growth			Three Months Ended June 30, 2018		
	Technologies & Equipment	Consumables	Total	Technologies & Equipment	Consumables	Total	Technologies & Equipment	Consumables	Total
Net sales	\$ 558.4	\$ 451.0	\$ 1,009.4	0.9%	(7.8%)	(3.1%)	\$ 553.2	\$ 488.9	\$ 1,042.1
Less: precious metal content of sales	—	8.9	8.9				—	9.4	9.4
Net sales, excluding precious metal content	558.4	442.1	1,000.5	0.9%	(7.8%)	(3.1%)	553.2	479.5	1,032.7
Acquisition related adjustments ^(a)	—	—	—				2.1	—	2.1
Non-US GAAP, net sales, excluding precious metal content	\$ 558.4	\$ 442.1	\$ 1,000.5	0.6%	(7.8%)	(3.3%)	\$ 555.3	\$ 479.5	\$ 1,034.8
Foreign exchange impact				(4.9%)	(3.7%)	(4.4%)			
Constant currency growth				5.5%	(4.1%)	1.1%			
Acquisitions				(1.1%)	—%	(0.6%)			
Discontinued products				(2.7%)	—%	(1.3%)			
Internal sales growth				9.3%	(4.1%)	3.0%			

(a) Represents an adjustment to reflect deferred revenue that was eliminated under business combination accounting standards.

DENTSPLY SIRONA INC. AND SUBSIDIARIES
CONSOLIDATED STATEMENTS OF INCOME
(In millions)
(unaudited)

	US GAAP							NON-US GAAP	
	Three Months Ended June 30, 2019	Amortization of Purchased Intangible Assets	Restructuring Program Related Costs and Other Costs (a)	Business Combination Related Costs and Fair Value Adjustments	Credit Risk and Fair Value Adjustments	Tax Impact of Non-US GAAP Adjustments	Income Tax Related Adjustments	Total Non-US GAAP Adjustments	Three Months Ended June 30, 2019
NET SALES	\$ 1,009.4	—	—	—	—	—	—	\$ —	\$ 1,009.4
NET SALES-excluding precious metals	1,000.5	—	—	—	—	—	—	—	1,000.5
GROSS PROFIT	540.8	28.8	11.0	1.5	—	—	—	41.3	582.1
% OF NET SALES-excluding precious metals	54.1 %								58.2 %
SG&A EXPENSES	430.9	(18.5)	(31.8)	(0.3)	—	—	—	(50.6)	380.3
% OF NET SALES-excluding precious metals	43.1 %								38.0 %
RESTRUCTURING AND OTHER COSTS	42.4	—	(42.4)	—	—	—	—	(42.4)	—
INCOME FROM OPERATIONS	67.5	47.3	85.2	1.8	—	—	—	134.3	201.8
% OF NET SALES-excluding precious metals	6.7 %								20.2 %
NET INTEREST AND OTHER EXPENSE	19.9	—	(14.5)	(0.2)	(1.3)	—	—	(16.0)	3.9
PRE-TAX INCOME	47.6	47.3	99.7	2.0	1.3	—	—	150.3	197.9
INCOME TAXES	11.2	—	—	—	—	38.0	0.8	38.8	50.0
% OF PRE-TAX INCOME	23.5 %								25.3 %
LESS: NET INCOME ATTRIBUTABLE TO NON-CONTROLLING INTERESTS	—	—	—	—	—	—	—	—	—
NET INCOME ATTRIBUTABLE TO DENTSPLY SIRONA	\$ 36.4	—	—	—	—	—	—	\$ 111.5	\$ 147.9
% OF NET SALES-excluding precious metals	3.6 %								14.8 %
EARNINGS PER SHARE - DILUTED	\$ 0.16	—	—	—	—	—	—	\$ 0.50	\$ 0.66

(a) Certain severance costs related to the Chief Financial Officer and Chief Human Resources Officer of \$11.0 million are included within this item.

DENTSPLY SIRONA INC. AND SUBSIDIARIES
CONSOLIDATED STATEMENTS OF INCOME
(In millions)
(unaudited)

	US GAAP							NON-US GAAP		
	Three Months Ended June 30, 2018	Amortization of Purchased Intangible Assets	Restructuring Program Related Costs and Other Costs	Gain on Sale of Marketable Securities	Business Combination Related Costs and Fair Value Adjustments	Credit Risk and Fair Value Adjustments	Tax Impact of Non-US GAAP Adjustments	Income Tax Related Adjustments	Total Non-US GAAP Adjustments	Three Months Ended June 30, 2018
NET SALES	\$ 1,042.1	—	—	—	2.1	—	—	—	\$ 2.1	\$ 1,044.2
NET SALES-excluding precious metals	1,032.7	—	—	—	2.1	—	—	—	2.1	1,034.8
GROSS PROFIT	552.8	30.1	1.9	—	3.8	—	—	—	35.8	588.6
% OF NET SALES-excluding precious metals	53.5 %									56.9 %
SG&A EXPENSES	432.2	(20.0)	(1.9)	—	(2.0)	—	—	—	(23.9)	408.3
% OF NET SALES-excluding precious metals	41.9 %									39.5 %
GOODWILL IMPAIRMENT	1,085.8	—	(1,085.8)	—	—	—	—	—	(1,085.8)	—
RESTRUCTURING AND OTHER COSTS	188.9	—	(188.9)	—	—	—	—	—	(188.9)	—
(LOSS) INCOME FROM OPERATIONS	(1,154.1)	50.1	1,278.5	—	5.8	—	—	—	1,334.4	180.3
% OF NET SALES-excluding precious metals	(111.8%)									17.4 %
NET INTEREST AND OTHER EXPENSE	8.2	—	—	—	(0.8)	(2.5)	—	—	(3.3)	4.9
PRE-TAX (LOSS) INCOME	(1,162.3)	50.1	1,278.5	—	6.6	2.5	—	—	1,337.7	175.4
INCOME TAXES	(41.3)	—	—	—	—	—	72.6	6.3	78.9	37.6
% OF PRE-TAX (LOSS) INCOME	3.6 %									21.4 %
LESS: NET INCOME ATTRIBUTABLE TO NON-CONTROLLING INTERESTS	1.0								—	1.0
NET (LOSS) INCOME ATTRIBUTABLE TO DENTSPLY SIRONA	\$ (1,122.0)								\$ 1,258.8	\$ 136.8
% OF NET SALES-excluding precious metals	(108.6%)									13.2 %
EARNINGS PER SHARE - DILUTED	\$ (4.98)								\$ 5.58	\$ 0.60

Shares used in calculating US GAAP net loss per share

225.2

Shares used in calculating diluted non-US GAAP net income per share

226.9